



**INDIRA  
FERTILITY  
ACADEMY**

*A Journey Towards Excellence..!!*

# ART Courses for Clinician

---

# INDIRA FERTILITY ACADEMY

Consultant  
Trained at IFA  
**350 +**

Trained Consultant  
Engaged in  
**200+ Clinics**

Trained Embryologist  
& Andrology Technicians  
**500+**

Trained International  
Fellows  
**50+**

## About Indira Fertility Academy

Indira Fertility Academy (IFA) is the academic wing of Indira IVF Hospital Pvt. Ltd. with a vision to groom professionals in the field of ART treatment. The comprehensive training module includes access to world-class educators and a well-structured curriculum. Through conceptualized hands-on training, IFA aids aspiring students and professionals to build confidence to perform embryology and clinical procedures independently. Students and professionals here develop mastery in techniques that give them an edge over their counterparts.



## Why Choose Indira Fertility Academy

01

IFA has trained more than **350+ Fertility Clinicians** including **50+ International Fellows** all of them are actively Practicing ART in **200+ Clinics**.

02

Trained more than **500+ Embryologists & Andrology Technicians** to a competency level of independent practice in ART.

03

The Clinical infra is equipped with advanced scan trainers (USG simulator), a versatile cloud-based simulator with **1500 case** modules to explore. VR based Hysteroscopy & Embryo transfer simulator from VirtaMed, as well as best in class ovum pick-up simulator.

04

The trainers faculty consists of Senior Doctors who have experience of doing more than **1,50,000 IVF cycles**.

05

One-to-one mentoring will enhance your hand-on skills and develop your ART knowledge. This personal style is focused on transfer of technical skills which is an integral part of surgical training, which makes it distinct compared to other specialties.

06

Training Academy is affiliated to prestigious British Fertility Society for ART training.

## Testimonial

### Dr. Diego Ezcurra

Head of Customers and Technologies Excellence  
Merck Rockland, Massachusetts, United States



“I had a visit to Indira IVF Hospital Udaipur. I am totally impressed by lots of things but one of the things that impressed me most was the way they prepare themselves for the future by implementing training and SOP.”

### Dr. Fady I Sharara

Doctor in Reston, Virginia



Indira IVF Center Udaipur has one of the most cutting-edge facilities I have seen including the perfect training for physicians and for embryologists. I really think this is the future of how to be trained super Doctors and super embryologists.

### Dr. Jacqueline Bakisololo

Democratic Republic of Congo



I am satisfied with my training at Indira Fertility Academy. Everything is well scheduled we do have lectures everyday afternoon. Also, we do the rotation in OT OPD and scan room. All the teachers were kind to me. I personally have completed a gynecological scan, Hysteroscopy, and Ovum pickup. So, I would recommend every doctor to come to Indira Fertility Academy for Training.

### Dr. Vakil Leelodhary

Mauritius

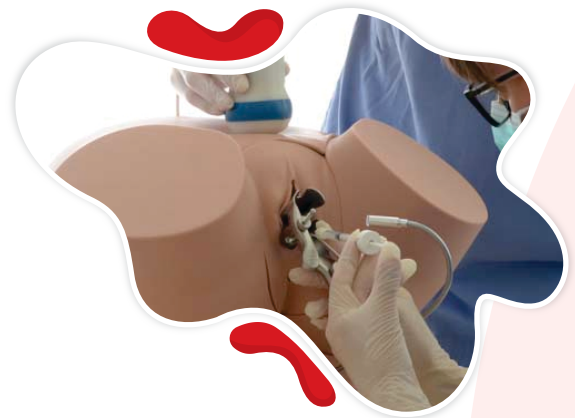


I joined Indira fertility academy for a fellowship program in reproductive medicine to improve practice in infertility care. Indira Fertility Academy provides proper training across the whole spectrum of infertility care. Indira fertility academy established a proper circular for training. Anyone willing to offer fertility treatment should choose IFA as the first choice.

## TRAINING INFRASTRUCTURE

### ▶ Embryo Transfer

VirtaMed's Embryo Transfer Simulator is a state-of-the-art training tool designed to improve fertility specialists' competence and confidence in performing embryo transfer procedures. Featuring haptic feedback and advanced virtual reality technology, this simulator allows trainees to hone their technique, improve precision, and enhance success rates of embryo transfers in the real world.



### ▶ Hysteroscopy

VirtaMed's Hysteroscopy Simulator offers comprehensive training, simulating the entire procedure and providing various scenarios and pathologies. Trainees are able to practice different procedures like polypectomy, myomectomy, and septum resection, all tracked and measured for objective feedback. This advanced simulator helps build proficiency in instrument handling and navigation, providing knowledge and skills needed to tackle real-world clinical scenarios with confidence. The Simulator tracks and measures trainee performance, providing objective feedback on metrics like accuracy, time taken, and tissue damage, facilitating skill assessment and progress tracking during the training process.



### ▶ Transvaginal Ultrasound

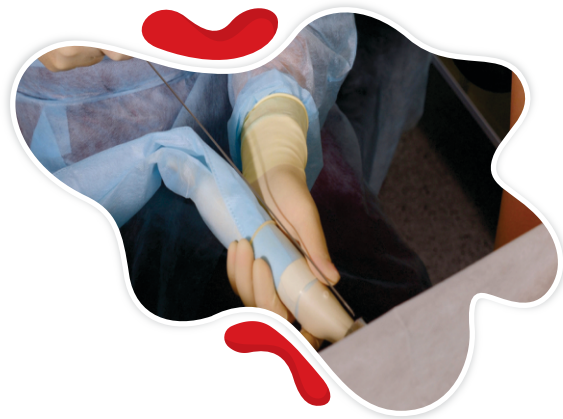
Medaphor's Scan Trainer TVS Simulator offers realistic and immersive training for transvaginal ultrasound exams, helping improve accuracy and proficiency. This advanced simulator allows trainees to practice scanning techniques, image interpretation, and identifying anatomical structures, all essential skills for diagnosis and patient care.



## ▶ Laparoscopy

Through laparoscopy training, infertility specialists gain proficiency in techniques such as ovarian drilling, myomectomy, tubal ligation reversal and adhesiolysis, aiding in diagnosis and treatment of infertility.

---



## ▶ Ovum Pick-Up

Through hands-on practice and mentorship, trainees learn the techniques, instrumentation, and ultrasound guidance necessary for successful ovum pickup, ensuring the safe and efficient collection of eggs for use in assisted reproductive procedures like in vitro fertilization (IVF) or intracytoplasmic sperm injection (ICSI).

---

## ▶ ART Lab

Trainees gain hands-on experience with ICSI training: laboratory skills like egg and sperm handling, sperm selection, and the delicate process of injecting a single sperm into an egg using a micropipette.

---



## ▶ Learning Resources

Our library gives access to medical textbooks, journals, research, clinical guidelines, and databases with comprehensive info on medical disciplines and specialties. Including subscription to clinical key, Human Reproductive Fertility sterility and many more journals.

---

## Our Expert Faculty / Mentors from around the Globe



**DR. PETER  
HUM AidAN**

Professor, Fertility Clinic  
Skive Regional Hospital  
Faculty of Health, Aarhus  
University, Denmark



**DR. NIKOLAOS  
P. POLYZOS**

Head of the Department  
of Reproductive Medicine,  
University Hospital  
Barcelona, Spain



**DR. MATHEUS  
ROQUES**

Scientific Director at Origen  
Center for Reproductive  
Medicine, Brazil



**DR. HAKAN  
YARAL**

IMD Clinical , Director of  
Anatolia IVF Center  
Ankara, Turkey



**DR. DEEPAK  
MODI**

Scientist F, NIRRH  
Mumbai



**DR. SREENIVAS  
VISHNUBHATLA**

Retd. Professor of Biostatistics  
(Retired) All India Institute of  
Medical Sciences, New Delhi,  
Fellow, Royal Statistical Society  
UK

## Our In house Experts



**Dr. Kshitiz Murdia**

Senior IVF Consultant  
CEO, Indira IVF Group  
of hospitals



**Dr. Nitiz Murdia**

Senior Embryologist  
Director, Indira IVF  
Group of hospitals



**Dr. Vipin Chandra**

Senior IVF Consultant  
Chief of Clinical & Lab  
Operations



**Dr. Nihar Ranjan  
Bhoi**

Senior IVF Consultant  
Head of clinical research  
and Academics



**Dr. Taruna  
Jhamb**

Senior IVF Consultant  
Indira IVF group  
of Hospitals



**Dr. Ritesh  
Aggarwal**

Head of Training &  
Academics, Embryology  
& Andrology



**Mr. Naval Shah**

Head of Quality  
Assurance & Operations  
Embryology



**Mr. Vivek Dave**

Head of Quality  
Maintenance &  
Procurement  
Embryology



**Ms. Priyeta Das**

Senior Embryologist  
& Training In-Charge  
(Embryology)

## Opportunity to be involved in Research Projects

IFA is deeply involved in research and motivates fellows to be associated in different kind of studies including observational to randomized controlled trials. The department is having dedicated committees to review the protocols and monitor the progress. Apart from man-power the research infra is equipped with all medical data base, turnitin, Grammarly, Mendeley, Clinical Key etc.



Published Papers  
in Different Journals  
**30+**

Clinical Trial  
Under Publication  
**5**

Ongoing Project's

Prospective	Retrospective
<b>17</b>	<b>14</b>

Upcoming Research  
Project's  
**7**

## RESEARCH TOOLS AND SUPPORT

Access to :

Clinical Key by elsevier

ScienceDirect <http://www.sciencedirect.com>

PROQUEST <http://search.proquest.com>

ProQuest Dissertations & Theses Global

ProQuest Health Research Primer Collection + ProQuest Nursing & Allied Health

ProQuest's e-library >1,45,000e-EBooks <http://site.ebrary.com/lib/soauniversity>

EBSCO Host <http://search.ebscohost.com>

Springer Nature - <http://link.springer.com>(1400+ Journals)

SCOPUS Database <http://www.scopus.com>

- Perpetual license for SPSS v.28 (Statistical Tool) SAS for bio-statistical analysis.
- Subscription to Mendeley, Turnitin and Grammarly.
- MedART, EMR for Data Collection at Research Site.



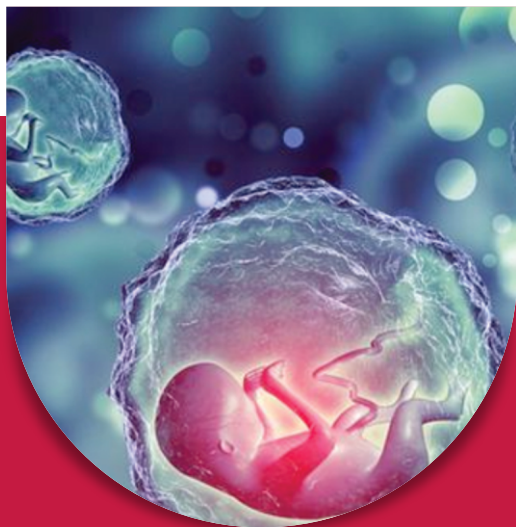
**INDIRA  
FERTILITY  
ACADEMY**

*A Journey Towards Excellence..!!*



# COURSE CATALOGUE





# Fellowship in Reproductive Medicine



## About the Course :

- This is an institutional fellowship course provided by Indira IVF Hospital which is ideal for both beginners and established IVF practitioners to enhance their knowledge in the IVF field.



## Eligibility :

- Candidate with recognized DGO / DNB / MS / MD degree or any other degree in Obstetrics and Gynecology recognized by NMC of India
- \* The Overseas Candidates must get an NOC from National Medical Commission of India.



## Course Objective :

- To train gynecologists in the field of reproductive medicine with evidence-based guidelines and programs.
- To divulge a comprehensive explanation of all facets of reproductive medicine in conjunction with the evaluation, diagnosis, management, procedure and research in ART, keeping in mind the ethical and medico-legal implications of the same.



## Training Methodology :

- Kindly visit website for more details : [www.indiraivf.com/ifa](http://www.indiraivf.com/ifa)



## Course Advantages :

- ◆ Adequate hands-on exposure as per duration of course and availability of case on-
  - Evaluation of infertile couple
  - Plan Making
  - Ovum Pickup
  - Ovulation Induction
  - Embryo Transfer
  - Controlled Ovarian Hyperstimulation
  - IUI
  - Trigger Planning
  - Medical Management of Male Sub Fertility
  - Diagnostic Hysteroscopy



## Enrollment process :

Interview based



## Academic Session :

Theory 8 Hrs / Week  
Practical 20 Hrs / Week



## Resources :

Library, Clinical Key,  
Simulators to practice, Logbook



## Evaluation Criteria :

Periodical Internal Assessment  
and Exit Exam



Fees*	2 Weeks	4 Weeks	4 Months	1 Year
National	₹ 45,000	₹ 60,000	-	₹ 6,50,000
International	\$ 2500	\$ 3500	\$ 4000	\$ 7,500



Start Date	1 <sup>st</sup> of Every Month	1 <sup>st</sup> of Every Month	1 <sup>st</sup> April 1 <sup>st</sup> June 1 <sup>st</sup> Sept 1 <sup>st</sup> Dec	1 <sup>st</sup> January 1 <sup>st</sup> April 1 <sup>st</sup> July 1 <sup>st</sup> October
------------	--------------------------------	--------------------------------	--	---

\*Taxes Applicable



# Certificate Course in Hysteroscopy



## About the Course :

- Reproductive Medicine has flourished drastically amongst gynecologists across the globe. This course is especially designed for practicing gynaecologists to upgrade their surgical skills in fertility enhancing hysteroscopy which will aid in managing infertility cases



## Eligibility :

- Candidate with recognized DGO / DNB / MS / MD degree or any other degree in Obstetrics and Gynecology recognized by NMC of India  
\* The Overseas Candidates must get an NOC from National Medical Commission of India.



## Course Objective :

- Exhaustive academic framework to develop much needed skills of fertility enhancing minimal invasive surgeries (hysteroscopy) among gynecologist to diagnose and manage infertility cases requiring surgery
- Provide you with an academic framework to underpin a career in Assisted Reproductive Technique
- Give you an understanding in a range of academic disciplines relevant to techniques and enhances proficiency in dealing minimal invasive procedures.



## Training Methodology :

- Kindly visit website for more details : [www.indiraivf.com/ifa](http://www.indiraivf.com/ifa)



## Course Advantages :

◆ Adequate hands-on exposure as per duration of course and availability of case on-

- Diagnostic Hysteroscopy
- Septal Resectiion
- Adhesiolysis
- Polupectomy
- Shsteroscopy Cavity Enhancement
- Biopsy



## Enrollment process :

Interview based



## Academic Session :

Theory 5 Hrs / Week  
Practical 20 Hrs / Week



## Resources :

Library, Clinical Key,  
Simulators to practice, Logbook



## Duration :

2 Weeks, 4 Weeks



Fees*	2 Weeks	4 Weeks
National	₹ 45,000	₹ 60,000
International	\$ 1000	\$ 2000



Start Date	1 <sup>st</sup> of Every Month	1 <sup>st</sup> of Every Month

\*Taxes Applicable



# Certificate Course in Fertility Enhancing Laparoscopy



## About the Course :

- Minimal Invasive Surgery in Gynaecology has become a necessary surgical tool to master for gynecologists. Gynae endoscopy being a specialized branch with dedicated training module will enhance surgical skills and make competent to handle minimal invasive procedures.



## Eligibility :

- Candidate with recognized DGO / DNB / MS / MD degree or any other degree in Obstetrics and Gynecology recognized by NMC of India  
\* The Overseas Candidates must get an NOC from National Medical Commission of India.



## Course Objective :

- Demonstrate application of different Gynecological surgeries by Laparoscopy & Hysteroscopy.
- Improved Hand-Eye co-ordination skills during different procedures.
- Explain techniques regarding improved efficiency in the operative room in terms of required criteria for selection of the patient, operative note and instruments in different Endoscopic surgeries.
- Identify how to avoid and manage complications in different Laparoscopic & Hysteroscopic surgeries.



## Training Methodology :

- Kindly visit website for more details : [www.indiraivf.com/ifa](http://www.indiraivf.com/ifa)



## Course Advantages :

◆ Adequate hands-on exposure as per duration of course and availability of case on-

- Diagnostic Hysteroscopy
- Myomectomy
- Adhesiolysis
- Diagnostic Hysteroscopy
- Hysteroscopy Cavity Enhancement
- Tubal De-Linking
- Ovarian Cystectomy
- Salpingectomy



## Enrollment process :

Interview based



## Academic Session :

Theory 8 Hrs / Week  
Practical 20 Hrs / Week



## Resources :

Library, Clinical Key,  
Simulators to practice, Logbook



## Duration :

2 Weeks, 4 Weeks  
4 Months



Fees*	2 Weeks	4 Weeks	4 Months
National	₹ 60,000	₹ 90,000	₹ 1,25,000
International	\$ 1000	\$ 2000	\$ 4000



Start Date	1 <sup>st</sup> of Every Month	1 <sup>st</sup> of Every Month	1 <sup>st</sup> April   1 <sup>st</sup> June 1 <sup>st</sup> Sept   1 <sup>st</sup> Dec

*\*Taxes Applicable*

1. **What is the cost & duration of the courses for fellowship in Reproductive Medicine and clinical Embryology?**

**Ans:** Kindly refer the respective pages.

2. **Who will be taking the lectures?**

**Ans:** Besides our internal faculty, many national and international faculty who are reputed and well-renowned in the industry will take the lectures.

3. **Is it affiliated to any university?**

**Ans:** These are institutional courses and not affiliated to any university

4. **Is accommodation / food included in this fellowship?**

**Ans:** Accommodation will be additional. We can suggest you with the list of possible options available.

5. **Will I get leaves (week-off) during my course?**

**Ans:** Saturday & Sunday will be week-off day.

6. **What are the timings of these course?**

**Ans:** Morning 9:00am to 5:00pm, although some lectures may commence beyond these timings.

7. **Will the courses be taught online or offline?**

**Ans:** The courses are onsite, however few lectures will be delivered online.

8. **Can a gynaecologist pursue Embryology?**

**Ans:** Yes, gynaecologist may pursue Embryology course.

9. **Can a student pursuing B.Sc. / M.Sc. degree choose Embryology course?**

**Ans:** Embryology courses are available for M.Sc. (life science) / medical graduate. B.Sc students are not eligible for these courses.

10. **Will I get scholarship in any course?**

**Ans:** Currently there is no scholarship offered for any of these courses

11. **Is there any online / distance learning course available for working embryologist?**

**Ans:** We offer only onsite program for embryology

12. **Locations of training?**

**Ans:** Udaipur, Delhi, Bangalore, Pune, Lucknow & Mumbai

13. **Accommodation –**

**Ans:** No accommodation will be provided however we can provide leads as per budget.

14. **Fooding-**

**Ans:** Tea water and Coffee will be served during training hours however lunch and Breakfast is not available as free.



# ART COURSES FOR CLINICIAN

To know more .....

## Course Coordinator Details -



Mobile Number: + 91 8504884850  
+ 91 8058118806



Email id: ifa@indiraivf.in

Enquiry timing: 9 AM to 6 PM (IST)

Country	Bank Name	IFSC CODE	Branch Name	Number	Legal Entity	Swift Code
India	HDFC Bank	HDFC0000592	Marol-Branch Mumbai	59257412077819	Indira IVF Hospital Private Limited	HDFCINBB592

**Register Now**

Version No: IFA/BR/11 /23 /04

Disclaimer : Information here stands valid till the release of next version



Consultant  
Trained at IFA  
**350 +**

Trained Consultant  
Engaged in  
**200 + Clinics**

Trained Embryologist  
& Andrology Technicians  
**500+**

Trained International  
Fellows  
**50+**